


# Economic Data for Erath County



Population  
**43,895**  
(2022)

Projected 5-Year Growth  
**+2,305 | +5.3%**



## Occupation Outlook

**21,142**

Jobs (2022)

**+4.3%**

Jobs Growth (past 5 yrs)

**\$32,635**

Avg. Living Wage

Single individual, no dependents

## Top Five Industries



Government\*



Accommodation  
& Food Service



Retail Trade\*



Manufacturing



Agriculture,  
Forestry,  
Fishing & Hunting

## Largest Employers




Tarleton State  
University

Stephenville



Stephenville  
ISD

Stephenville




FMC  
Technologies

Stephenville



Texas Health  
Resources

Stephenville



Schreiber  
Foods

Stephenville

## Top Posted Occupations Feb-Jul 2023

- Management
- Healthcare Practitioners and Technical
- Educational Instruction and Library
- Transportation and Material Moving
- Sales and Related
- Office and Admin Support
- Production
- Installation, Maintenance, and Repair
- Business and Financial Operations
- Food Preparation and Serving Related

## Local Resources

Workforce Solutions  
for North Central Texas

Reba Bacon | rbacon@dfwjobs.com

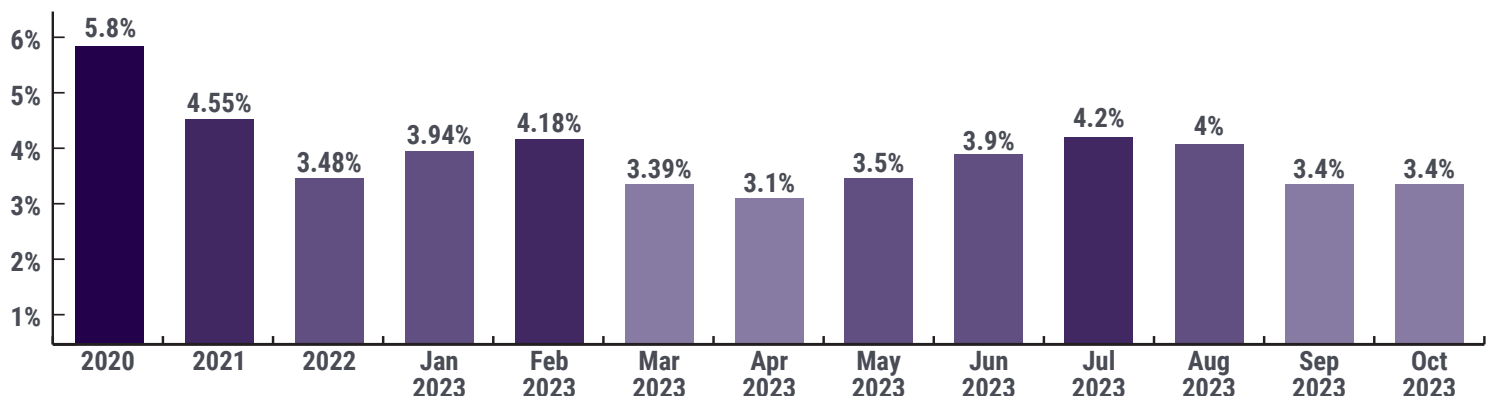
Stephenville Workforce Center

stephenvilleworkforce@dfwjobs.com

254-965-5100

Source for Data: Lightcast Q4 Data

## Unemployment Rate



\*Government includes schools, police agencies, public transportation, local government. Other Services: Activities of this sector are providing services not elsewhere specified, including repairs, religious activities, grantmaking, advocacy, laundry, personal care, death care, and other personal services.

Source for Data: Texas LMI