



Ellis County, TX



QUALIFIED CANDIDATES. BETTER JOBS. NO CHARGE.

600 Six Flags Drive, Suite 300
Arlington, Texas 76005

Contents

Report Parameters	1
Economy Overview	2
Unemployment by Demographics	4
Historic & Projected Trends	8
Population Characteristics	12
Inbound and Outbound Migration	14
Industry Characteristics	16
Business Characteristics	21
Workforce Characteristics	23
Educational Pipeline	29
In-Demand Skills	30

Report Parameters

1 County

48139 Ellis County, TX

Class of Worker

QCEW Employees, Non-QCEW Employees, and Self-Employed

The information in this report pertains to the chosen geographical area.

Economy Overview

211,858

Population (2022)

Population **grew by 38,424** over the last 5 years and is projected to **grow by 45,536** over the next 5 years.

69,265

Total Regional Employment

Jobs **grew by 11,160** over the last 5 years and are projected to **grow by 10,435** over the next 5 years.

\$85.3K

Median Household Income (2021)

Median household income is **\$16.3K above** the national median household income of \$69.0K.

Takeaways

- As of 2022 the region's population **increased by 22.2%** since 2017, growing by 38,424. Population is expected to **increase by 21.5%** between 2022 and 2027, adding 45,536.
- From 2017 to 2022, jobs **increased by 19.2%** in Ellis County, TX from 58,105 to **69,265**. This change **outpaced the national growth rate of 3.8% by 15.4%**. As the number of jobs increased, the **labor force participation rate decreased from 65.5% to 64.8% between 2017 and 2022**.
- Concerning educational attainment, **18.1% of Ellis County, TX residents possess a Bachelor's Degree** (2.7% below the national average), and **8.6% hold an Associate's Degree** (0.3% below the national average).
- The top three industries in 2022 are Education and Hospitals (Local Government), Restaurants and Other Eating Places, and Warehousing and Storage.

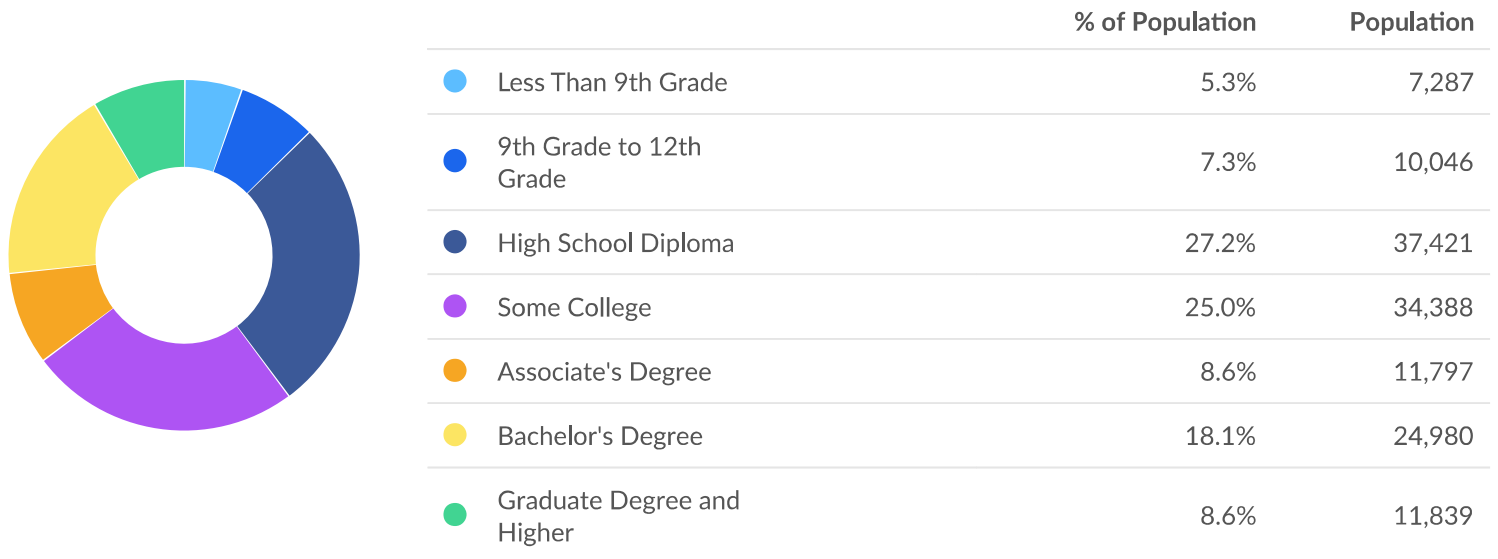
	Population (2023)	Labor Force (Apr 2023)	Jobs (2022)	Cost of Living	GRP	Imports	Exports
Region	220,845	106,313	69,265	95.0	\$8.59B	\$14.20B	\$8.50B
Workforce Solutions N Central TX	3,471,394	1,804,789	1,314,090	96.9	\$201.88B	\$218.72B	\$153.53B

Apr 2023 Labor Force Breakdown



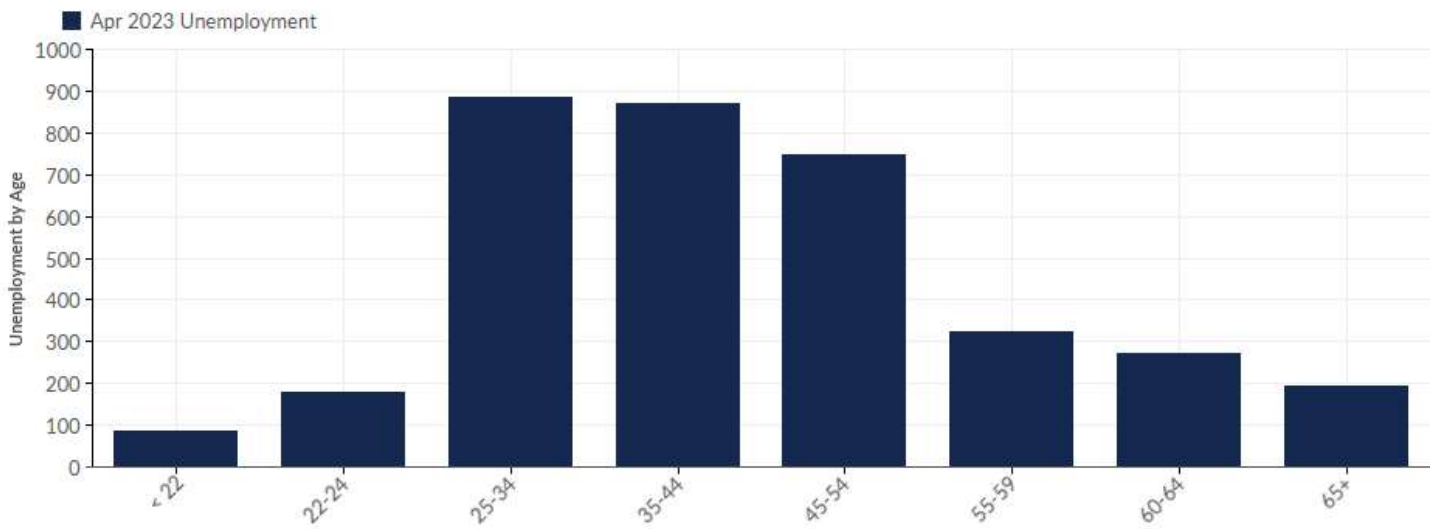
Educational Attainment

Concerning educational attainment, **18.1% of Ellis County, TX residents possess a Bachelor's Degree** (2.7% below the national average), and **8.6% hold an Associate's Degree** (0.3% below the national average).



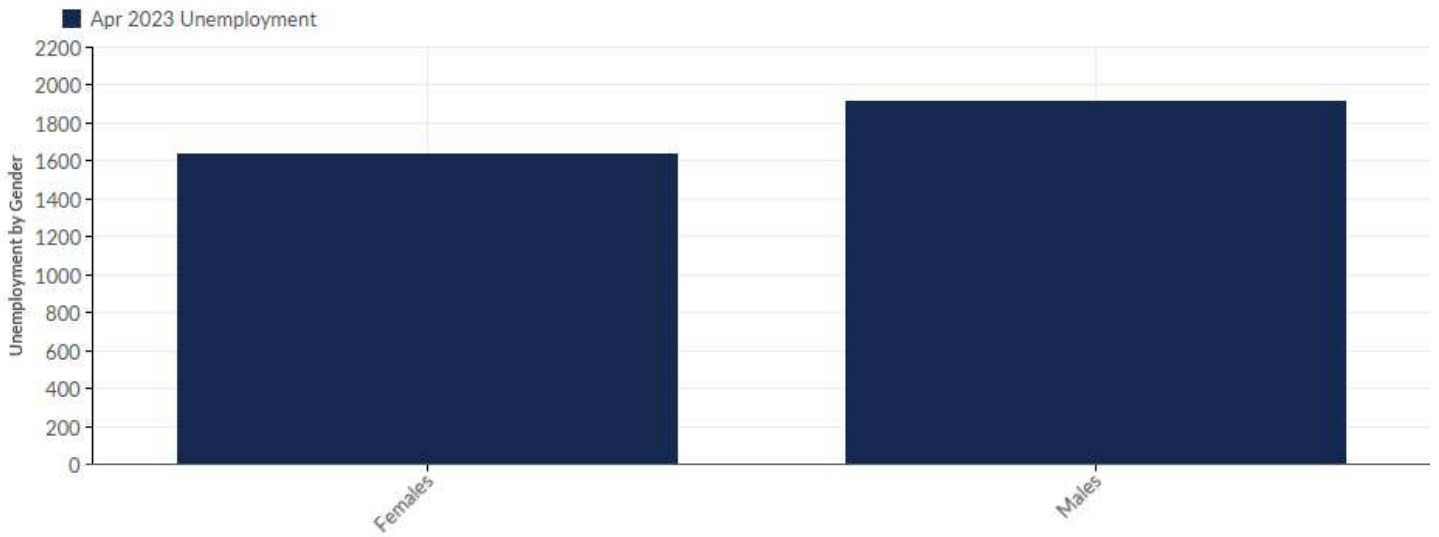
Unemployment by Demographics

Unemployment by Age



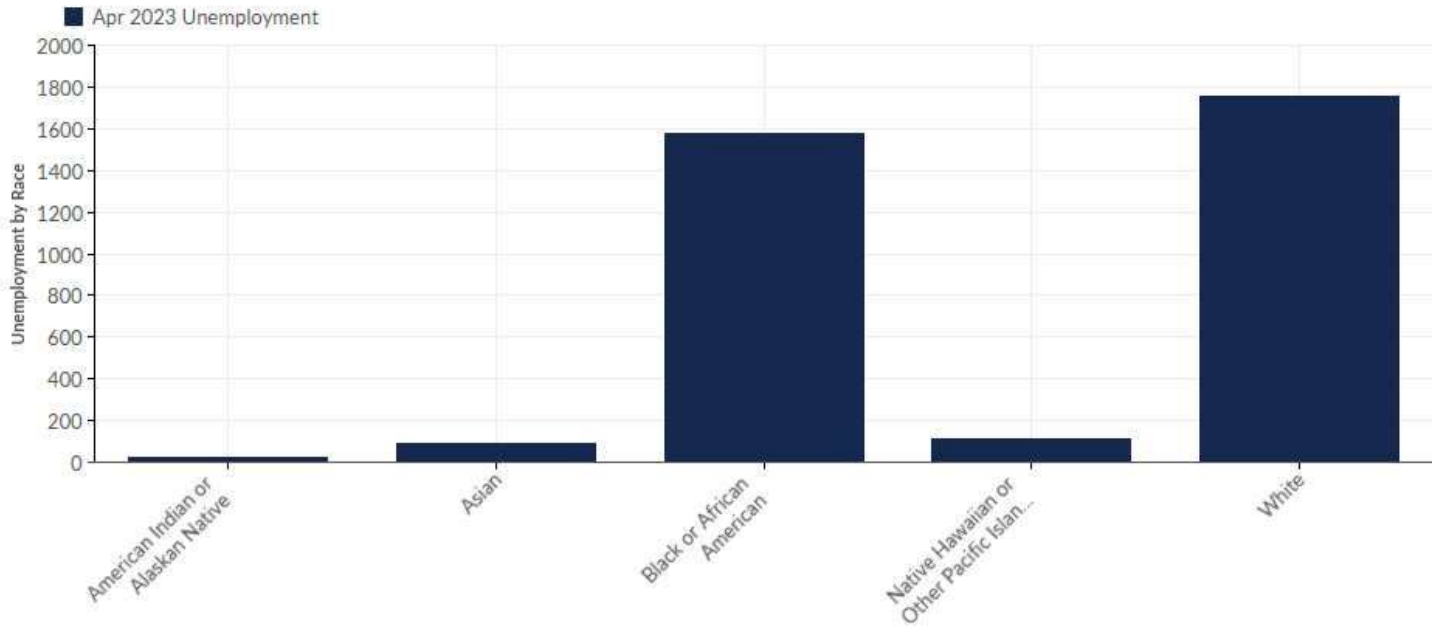
Age	Unemployment (Apr 2023)	% of Unemployed
< 22	85	2.39%
22-24	180	5.07%
25-34	886	24.94%
35-44	869	24.46%
45-54	748	21.05%
55-59	324	9.12%
60-64	271	7.63%
65+	192	5.40%
Total	3,553	100.00%

Unemployment by Gender



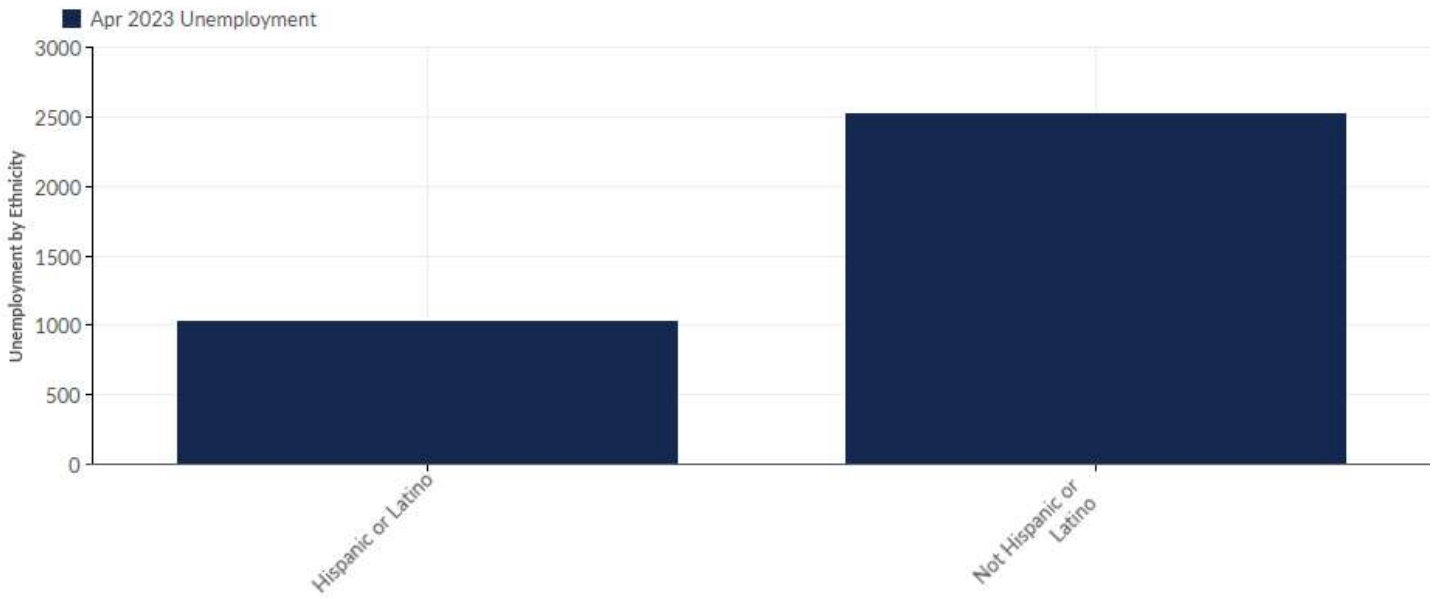
Gender	Unemployment (Apr 2023)	% of Unemployed
Females	1,639	46.13%
Males	1,914	53.87%
Total	3,553	100.00%

Unemployment by Race



Race	Unemployment (Apr 2023)	% of Unemployed
American Indian or Alaskan Native	21	0.59%
Asian	89	2.50%
Black or African American	1,575	44.33%
Native Hawaiian or Other Pacific Islander	111	3.12%
White	1,756	49.42%
Total	3,553	100.00%

Unemployment by Ethnicity

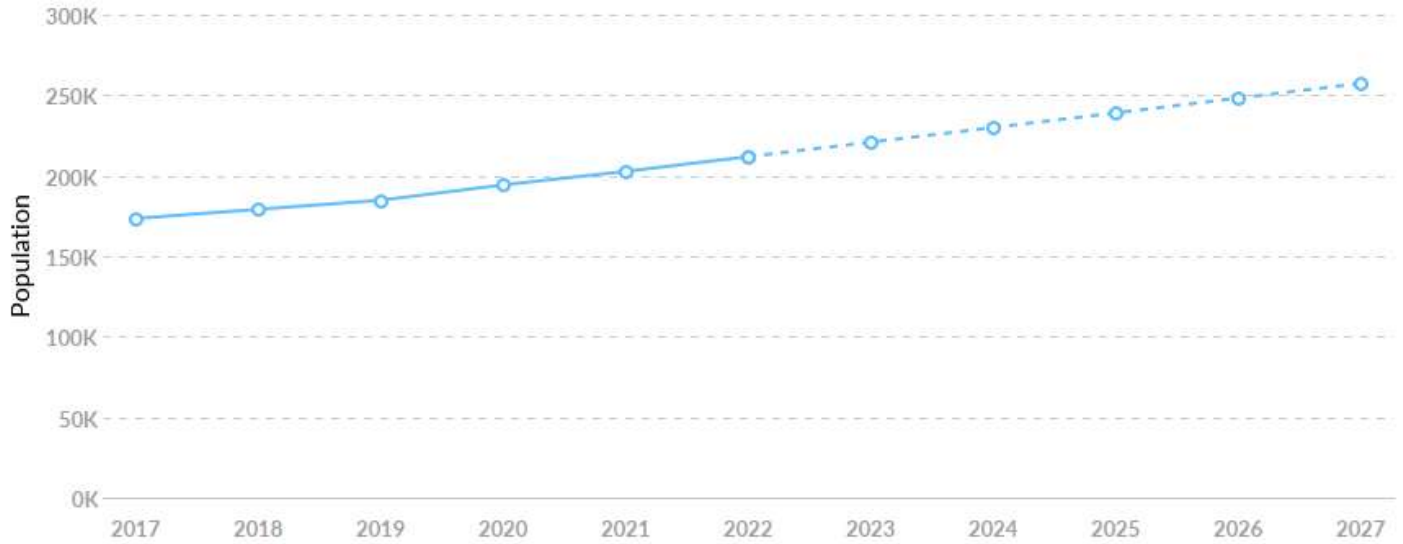


Ethnicity	Unemployment (Apr 2023)	% of Unemployed
Hispanic or Latino	1,030	28.99%
Not Hispanic or Latino	2,523	71.01%
Total	3,553	100.00%

Historic & Projected Trends

Population Trends

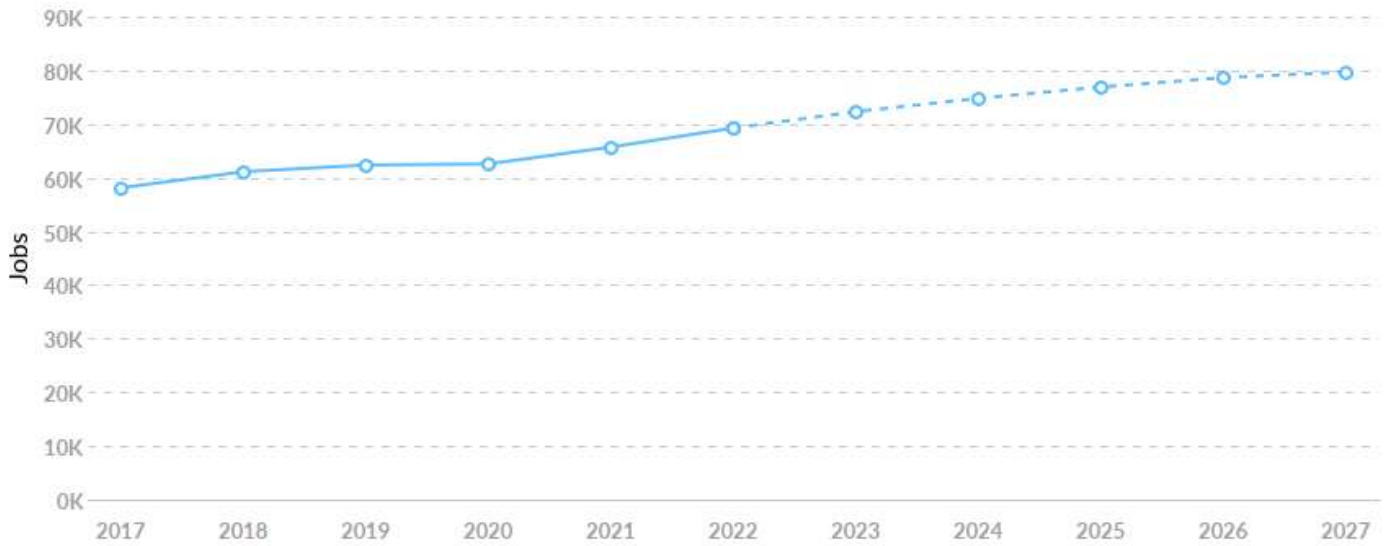
As of 2022 the region's population **increased by 22.2%** since 2017, growing by 38,424. Population is expected to **increase by 21.5%** between 2022 and 2027, adding 45,536.



Timeframe	Population
2017	173,434
2018	179,094
2019	184,765
2020	194,272
2021	202,678
2022	211,858
2023	220,845
2024	229,913
2025	239,017
2026	248,203
2027	257,395

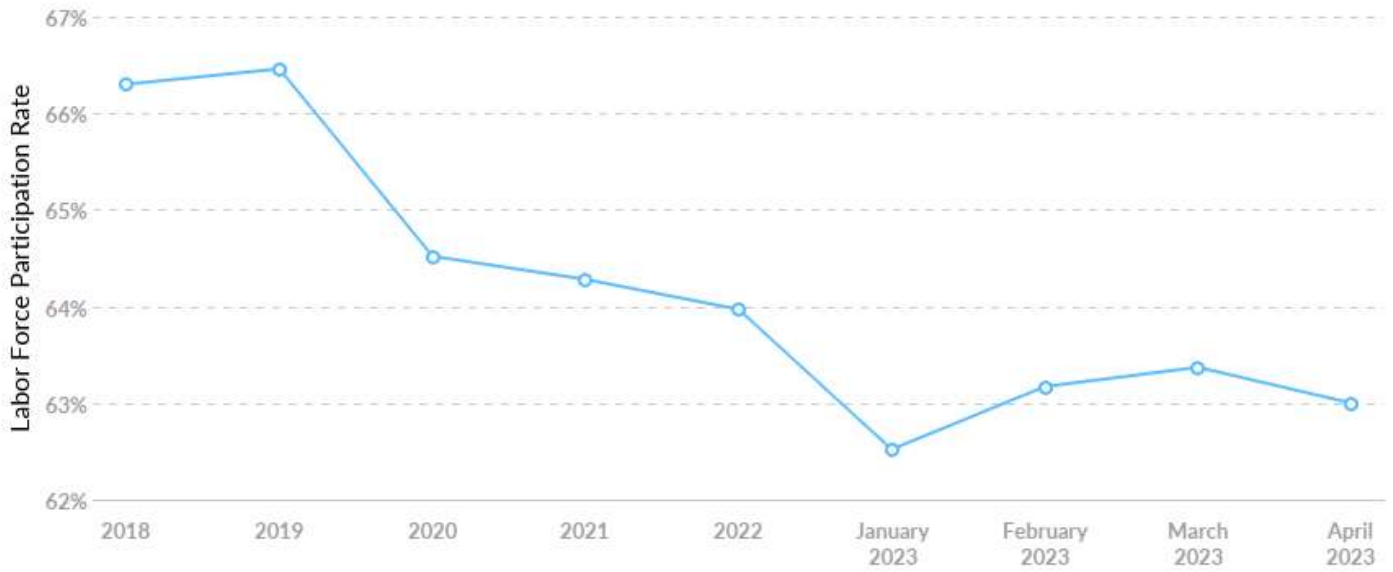
Job Trends

From 2017 to 2022, jobs increased by 19.2% in Ellis County, TX from 58,105 to 69,265. This change outpaced the national growth rate of 3.8% by 15.4%.



Timeframe	Jobs
2017	58,105
2018	61,114
2019	62,357
2020	62,560
2021	65,707
2022	69,265
2023	72,306
2024	74,791
2025	76,888
2026	78,653
2027	79,701

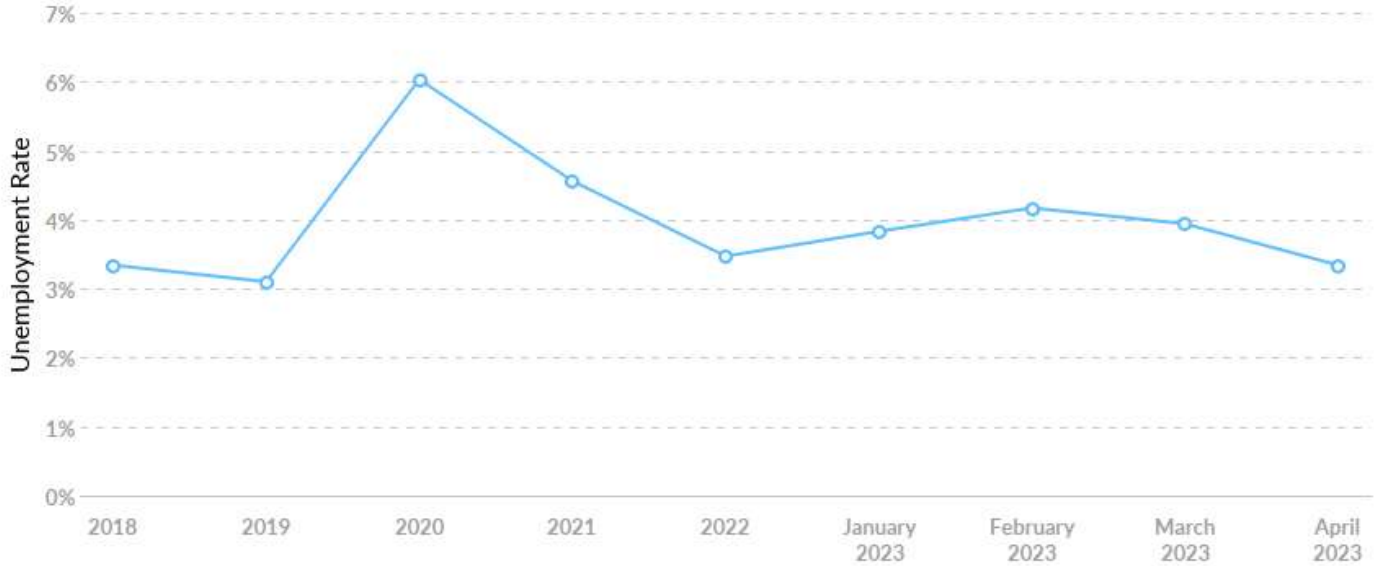
Labor Force Participation Rate Trends



Timeframe	Labor Force Participation Rate
2018	66.30%
2019	66.46%
2020	64.52%
2021	64.28%
2022	63.97%
January 2023	62.52%
February 2023	63.17%
March 2023	63.37%
April 2023	63.00%

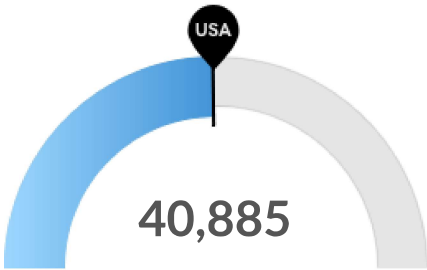
Unemployment Rate Trends

Ellis County, TX had an April 2023 unemployment rate of 3.34%, **increasing from 3.34%** 5 years before.



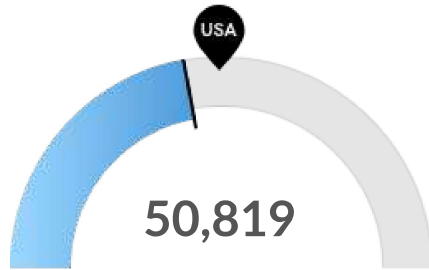
Timeframe	Unemployment Rate
2018	3.34%
2019	3.10%
2020	6.03%
2021	4.56%
2022	3.47%
January 2023	3.83%
February 2023	4.17%
March 2023	3.94%
April 2023	3.34%

Population Characteristics



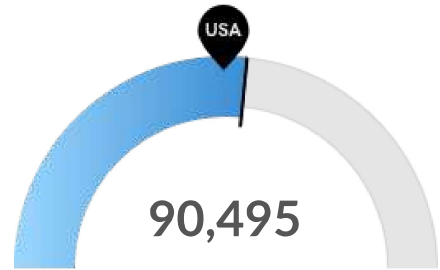
Millennials

Ellis County, TX has 40,885 millennials (ages 25-39). The national average for an area this size is 41,400.



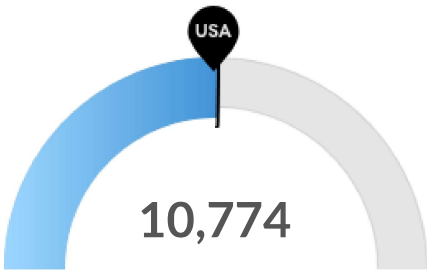
Retiring Soon

Retirement risk is low in Ellis County, TX. The national average for an area this size is 60,243 people 55 or older, while there are 50,819 here.



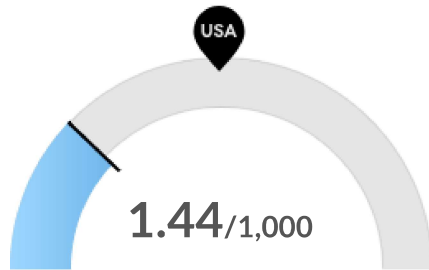
Racial Diversity

Racial diversity is about average in Ellis County, TX. The national average for an area this size is 82,477 racially diverse people, while there are 90,495 here.



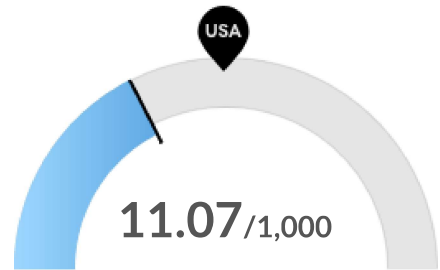
Veterans

Ellis County, TX has 10,774 veterans. The national average for an area this size is 10,645.



Violent Crime

Ellis County, TX has 1.44 violent crimes per 1,000 people. The national rate is 3.59 per 1,000 people.

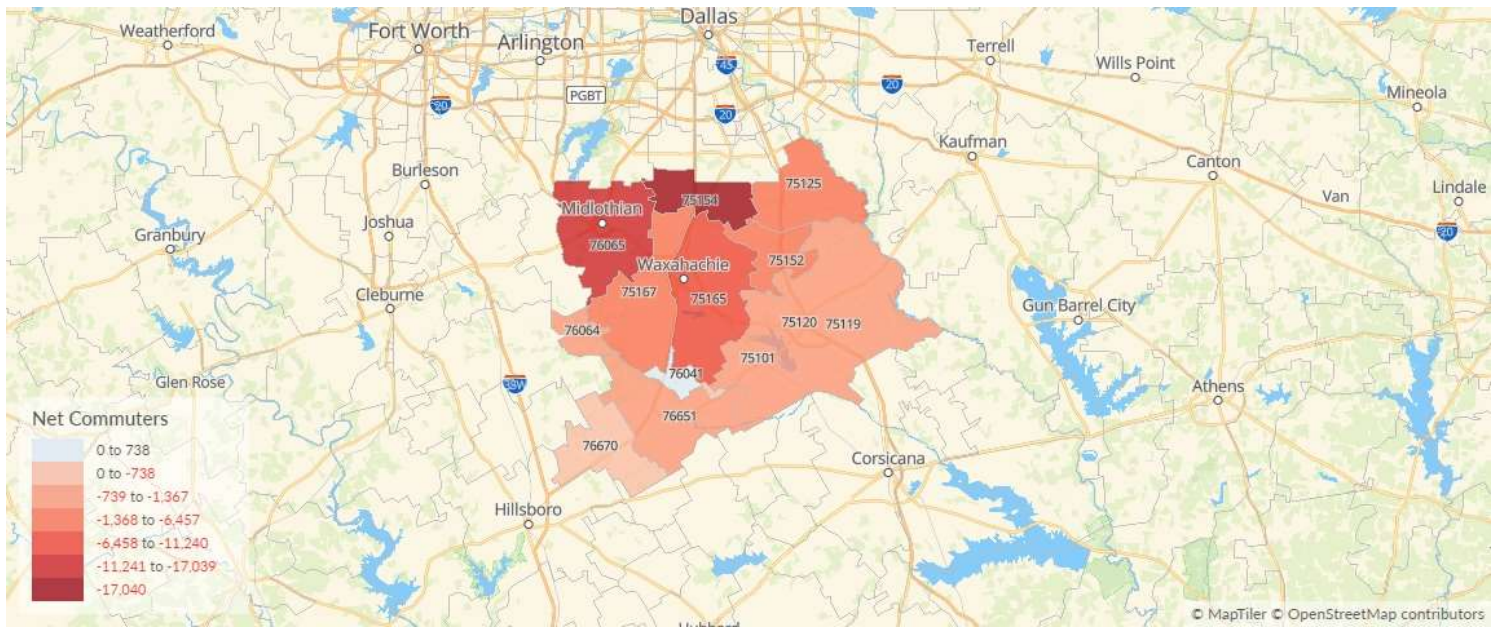


Property Crime

Ellis County, TX has 11.07 property crimes per 1,000 people. The national rate is 17.8 per 1,000 people.

Place of Work vs Place of Residence

Understanding where talent in Ellis County, TX currently works compared to where talent lives can help you optimize site decisions.



Where Talent Works

Where Talent Lives

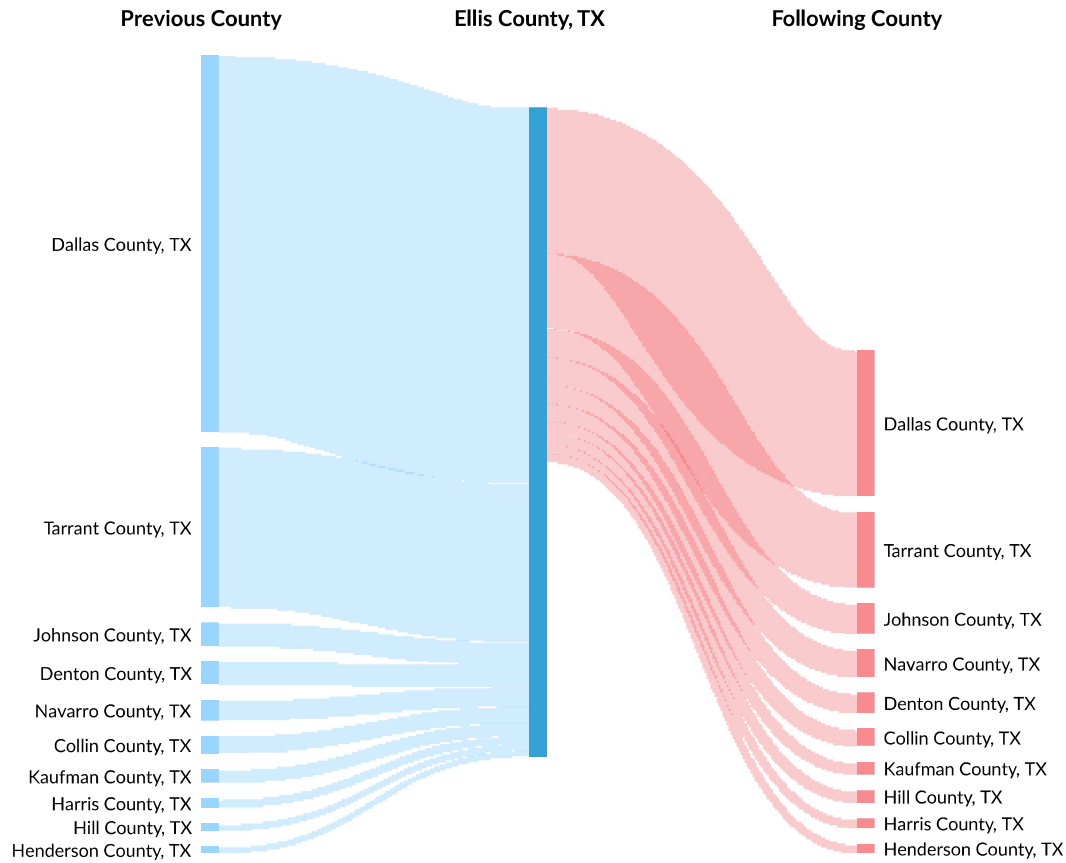
ZIP	Name	2022 Employment
75165	Waxahachie, TX (in Ellis...	22,034
75119	Ennis, TX (in Ellis county)	15,882
76065	Midlothian, TX (in Ellis c...	12,780
75154	Red Oak, TX (in Ellis cou...	8,249
75167	Waxahachie, TX (in Ellis...	4,387

ZIP	Name	2022 Workers
75165	Waxahachie, TX (in Ellis...	28,492
75154	Red Oak, TX (in Ellis cou...	25,289
76065	Midlothian, TX (in Ellis c...	24,021
75119	Ennis, TX (in Ellis county)	16,967
75167	Waxahachie, TX (in Ellis...	6,015

Inbound and Outbound Migration

The table below analyzes past and current residents of Ellis County, TX. The left column shows residents of other counties migrating to Ellis County, TX. The right column shows residents migrating from Ellis County, TX to other counties.

As of 2020, 6,465 people have migrated from Dallas County, TX to Ellis County, TX. In the same year, 2,505 people left Ellis County, TX migrating to Dallas County, TX. The total Net Migration for Ellis County, TX in 2020 was 5,953.

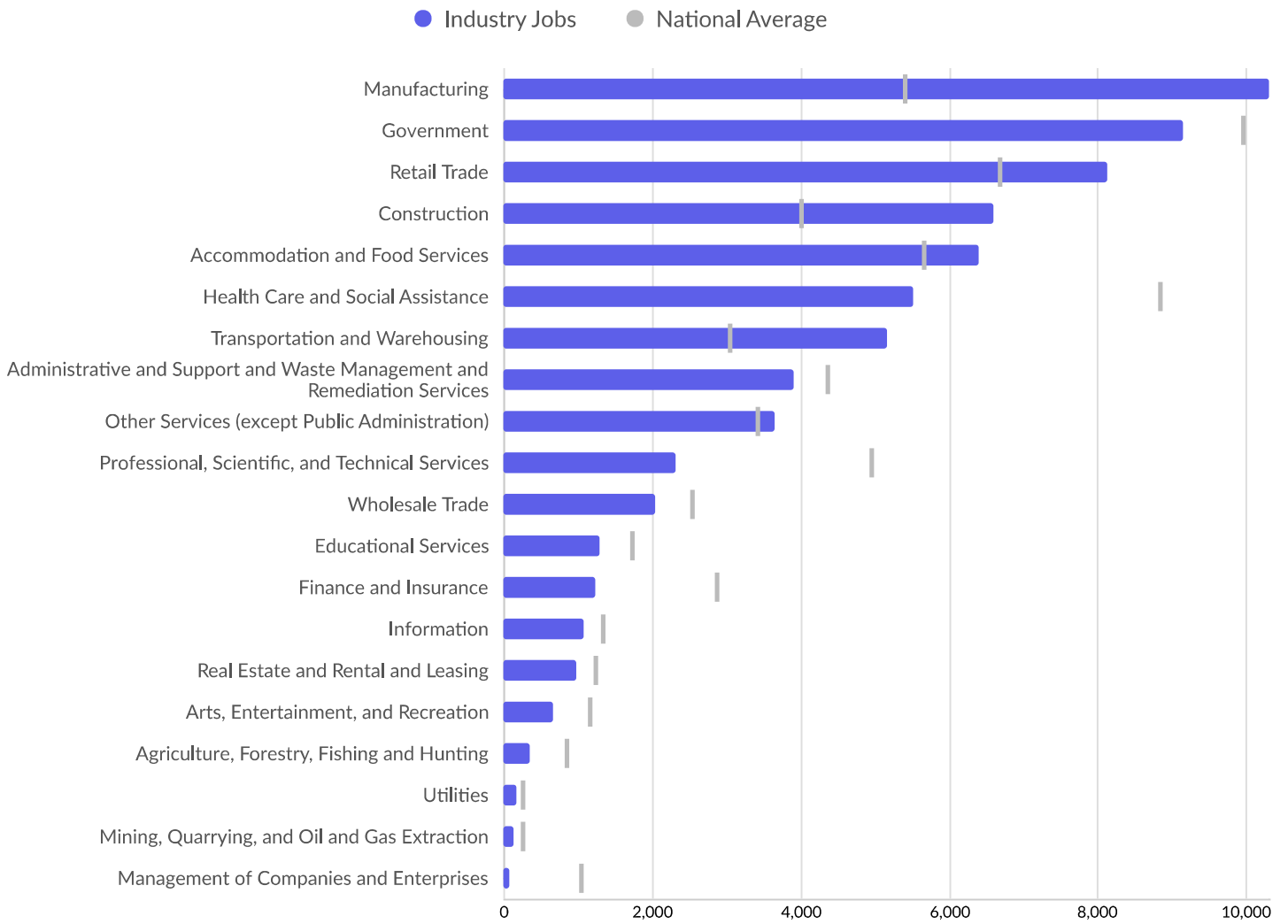


Top Previous Counties	Migrations
Dallas County, TX	6,465
Tarrant County, TX	2,724
Johnson County, TX	387
Denton County, TX	376
Navarro County, TX	342
Collin County, TX	287

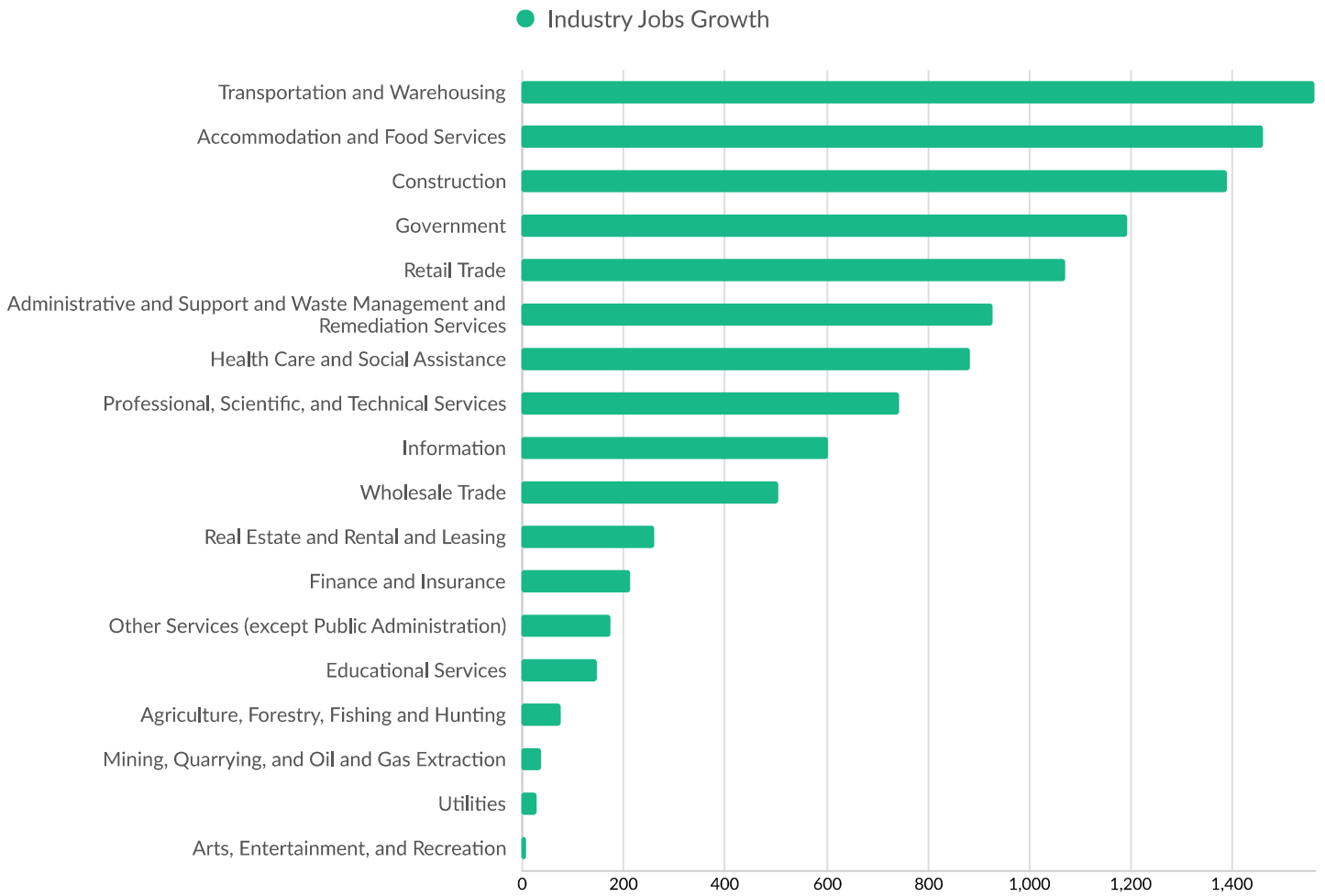
Top Previous Counties	Migrations
Kaufman County, TX	220
Harris County, TX	140
Hill County, TX	114
Henderson County, TX	103
McLennan County, TX	91
Riverside County, CA	90
Bell County, TX	84
Bexar County, TX	82
Los Angeles County, CA	79
Top Following Counties	Migrations
Dallas County, TX	2,505
Tarrant County, TX	1,284
Johnson County, TX	514
Navarro County, TX	458
Denton County, TX	333
Collin County, TX	289
Kaufman County, TX	203
Hill County, TX	202
Harris County, TX	153
Henderson County, TX	149
McLennan County, TX	92
Travis County, TX	73
Parker County, TX	66
Smith County, TX	65
Bell County, TX	64

Industry Characteristics

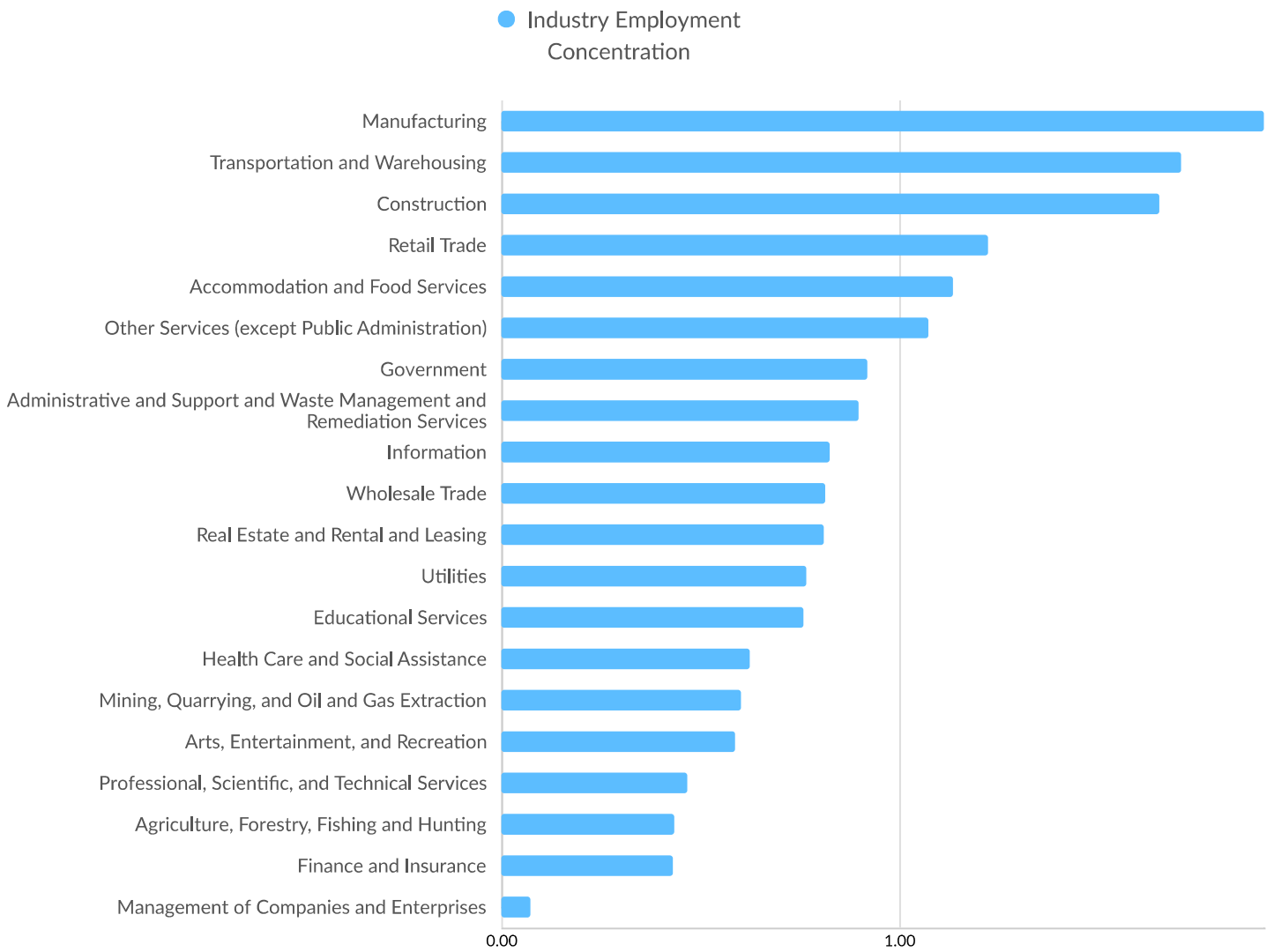
Largest Industries



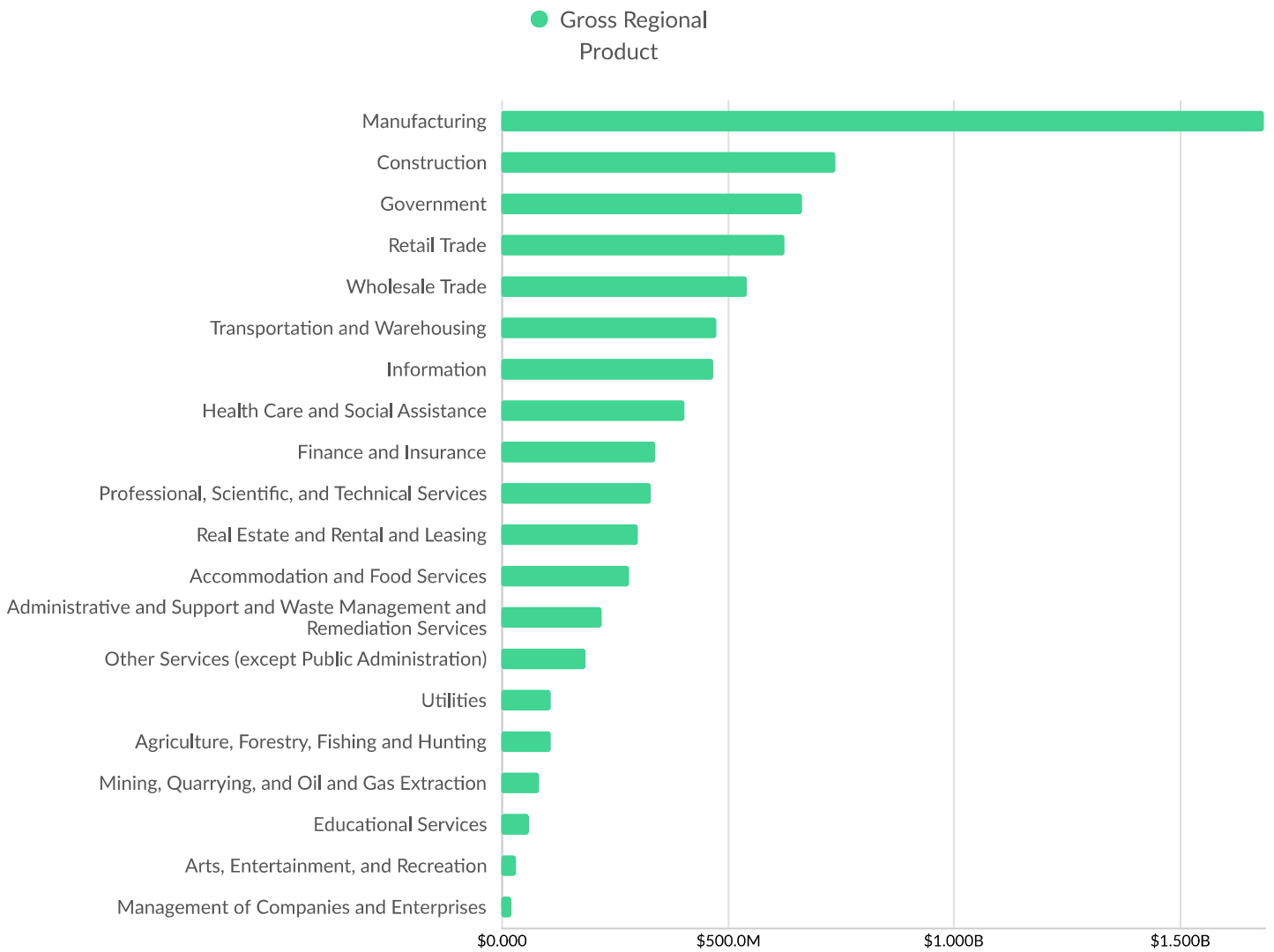
Top Growing Industries



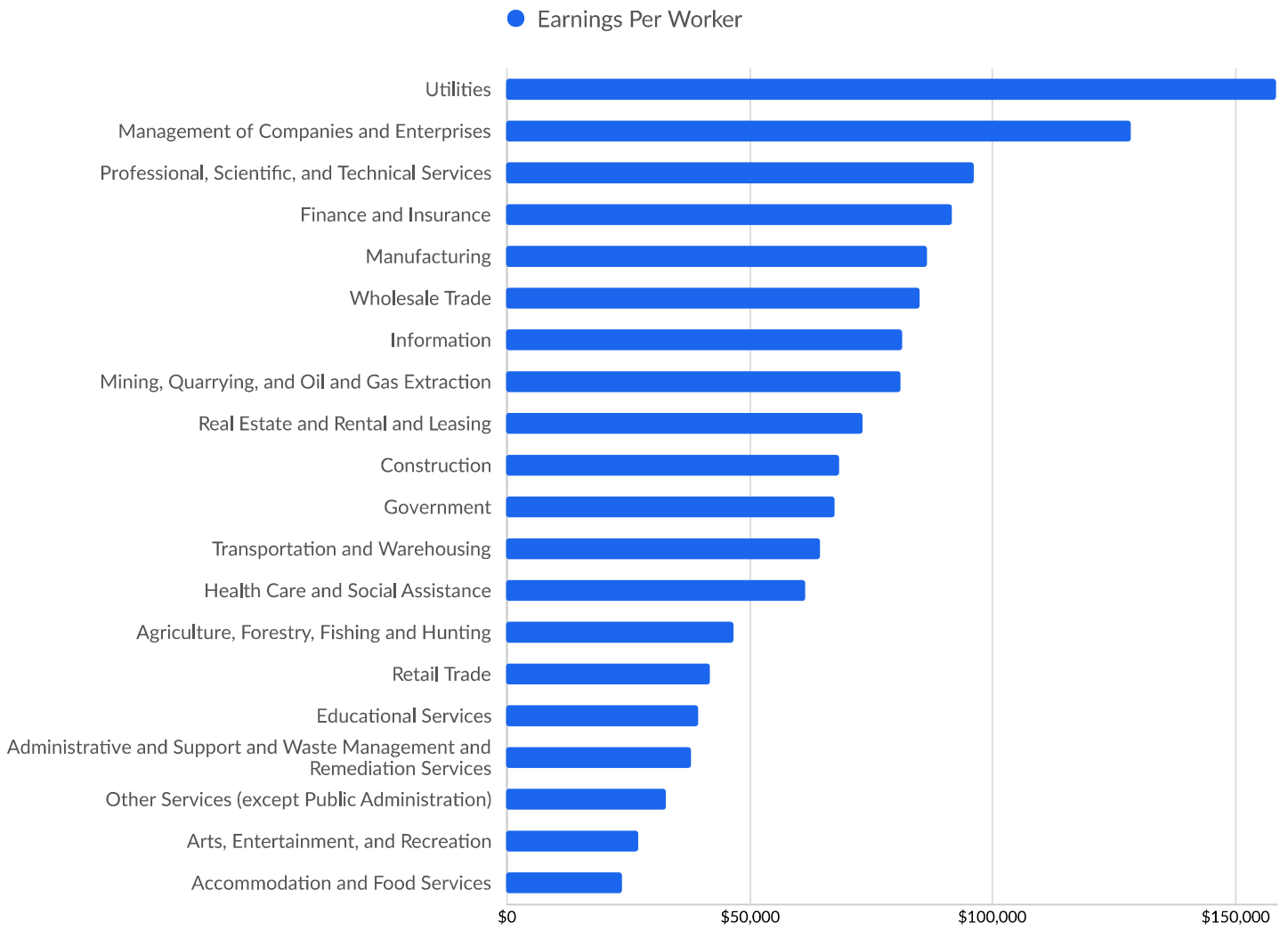
Top Industry Employment Concentration



Top Industry GRP























Top Industry Earnings



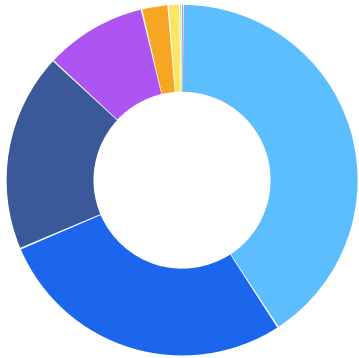
Business Characteristics

13,708 Companies Employ Your Workers

Online profiles for your workers mention 13,708 companies as employers, with the top 10 appearing below. In the last 12 months, 2,038 companies in Ellis County, TX posted job postings, with the top 10 appearing below.

Top Companies	Profiles	Top Companies Posting	Unique Postings
Waxahachie Independent Schoo...	372 	Seasoned	396 
Baylor Scott & White Health	365 	Baylor Scott & White Health	386 
Walmart	277 	Methodist Health System	179 
Midlothian Independent School ...	273 	Gerdau Ameristeel Corporation	175 
Red Oak Isd	255 	SunOpta	168 
AT&T	247 	Walmart	157 
Methodist Health System	231 	UnitedHealth Group	138 
Dallas Independent School Distr...	198 	Bombardier	132 
Ennis I.S.D	191 	BioLife Plasma Services	125 
Southwestern Assemblies Of Go...	187 	Walgreens Boots Alliance	125 

Business Size

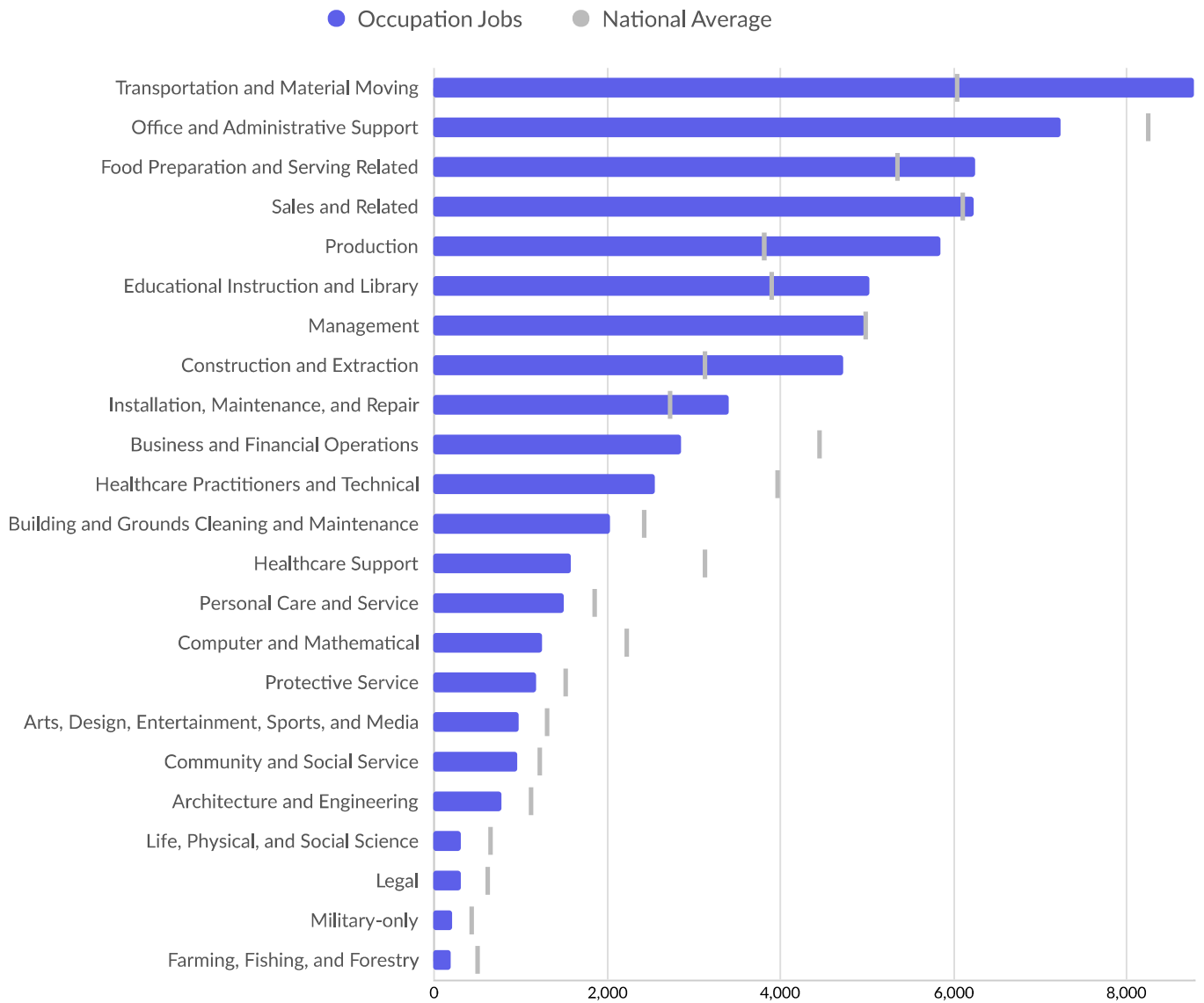


	Percentage	Business Count
● 1 to 4 employees	40.7%	2,250
● 5 to 9 employees	27.8%	1,536
● 10 to 19 employees	18.3%	1,010
● 20 to 49 employees	9.4%	518
● 50 to 99 employees	2.4%	135
● 100 to 249 employees	1.1%	58
● 250 to 499 employees	0.2%	11
● 500+ employees	0.1%	5

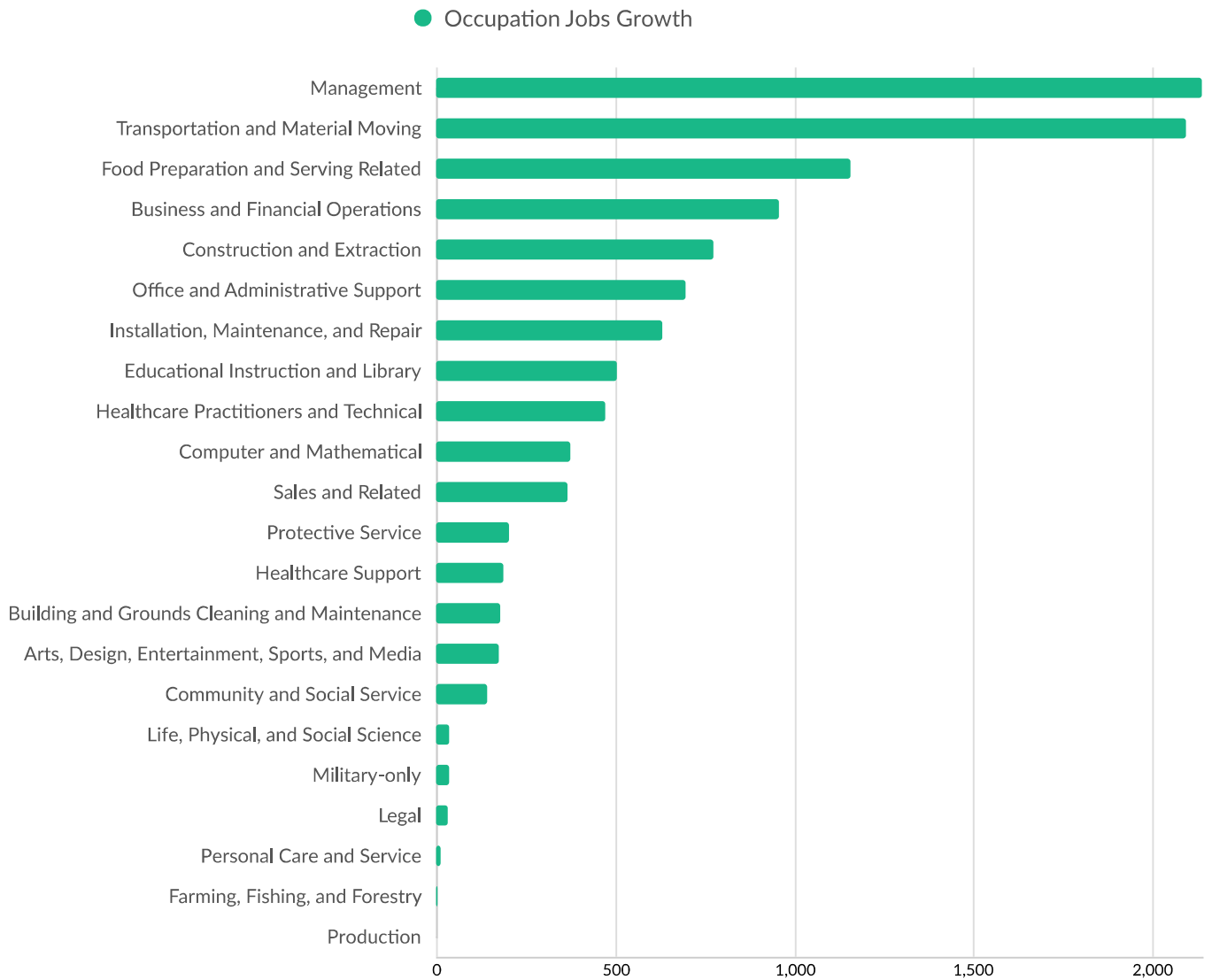
**Business Data by DatabaseUSA.com is third-party data provided by Lightcast to its customers as a convenience, and Lightcast does not endorse or warrant its accuracy or consistency with other published Lightcast data. In most cases, the Business Count will not match total companies with profiles on the summary tab.*

Workforce Characteristics

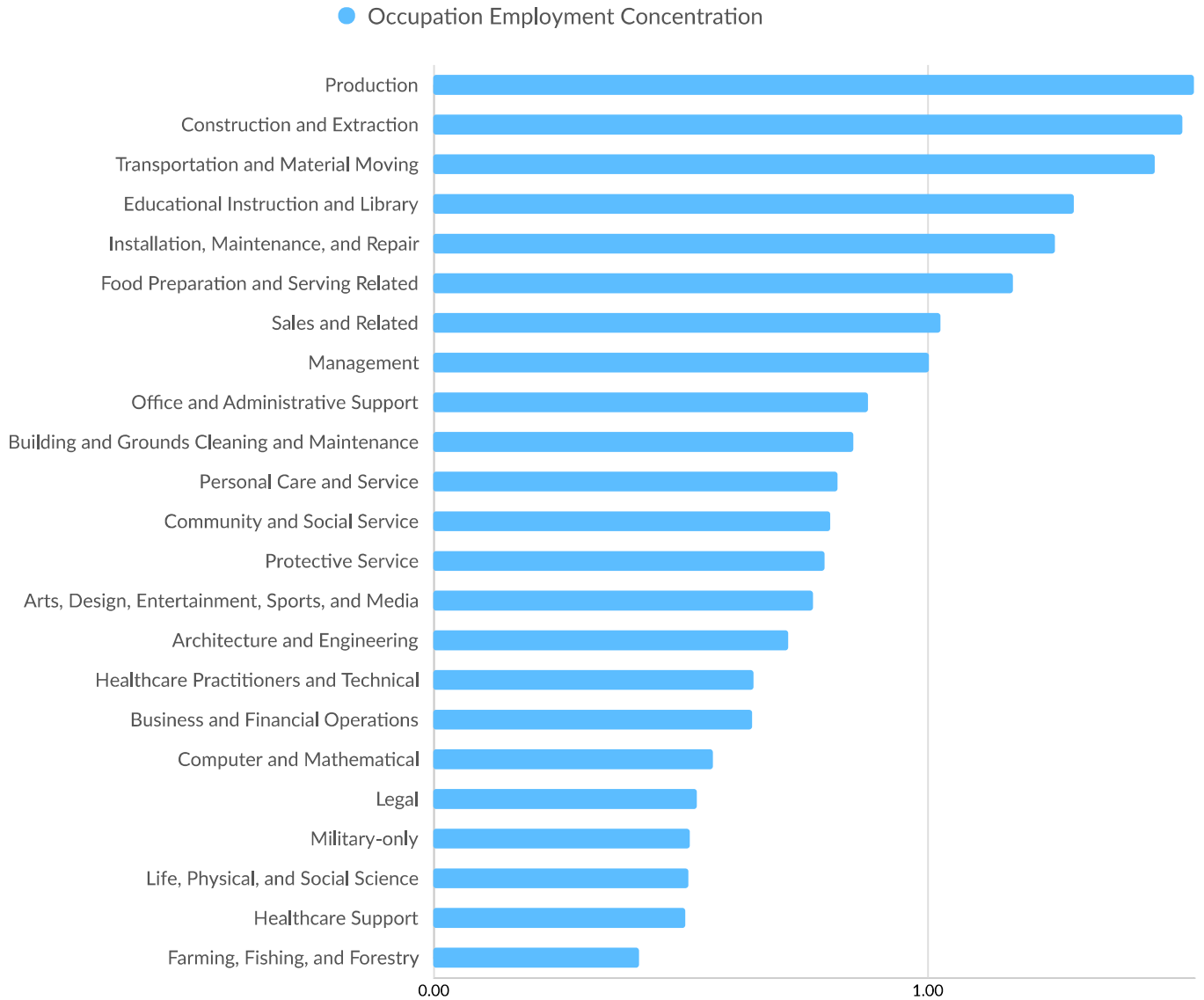
Largest Occupations



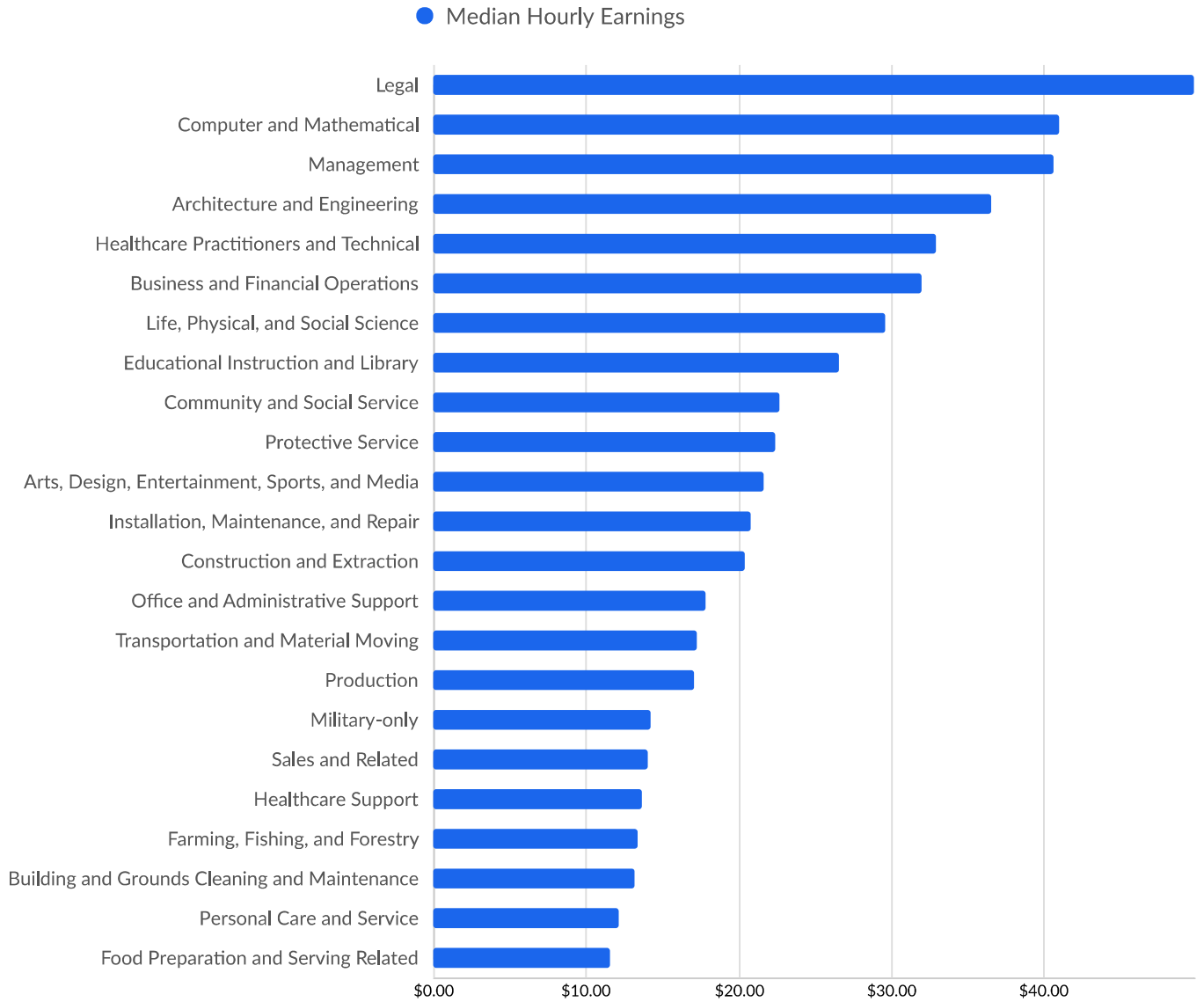
Top Growing Occupations



Top Occupation Employment Concentration



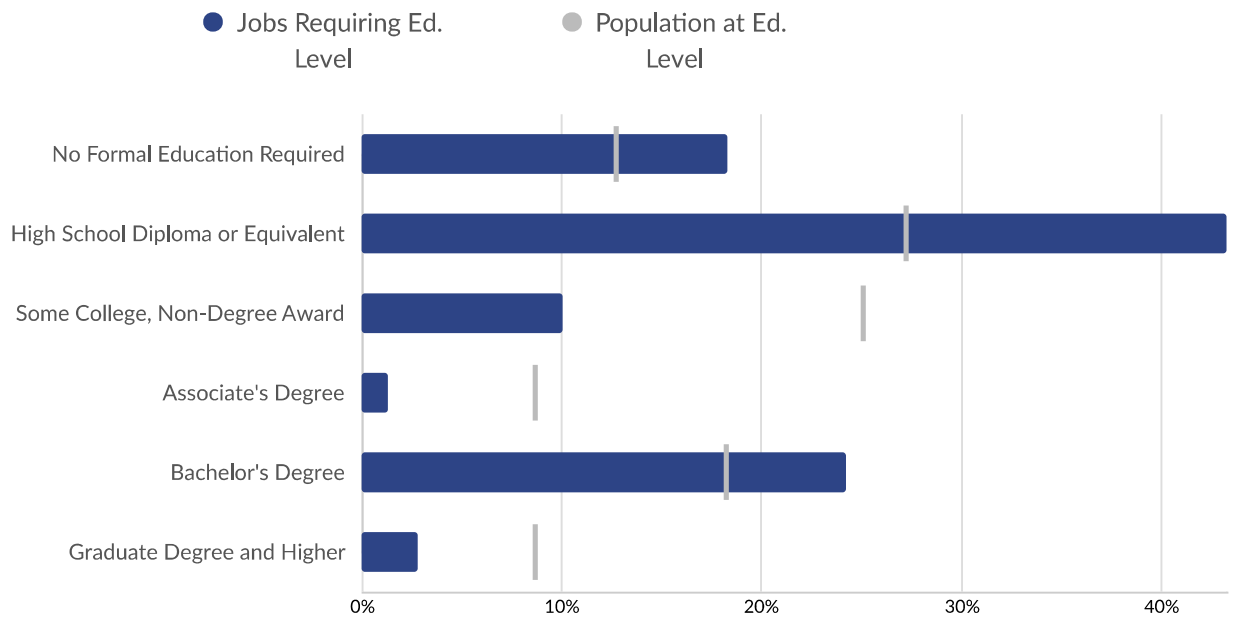
Top Occupation Earnings



Top Posted Occupations

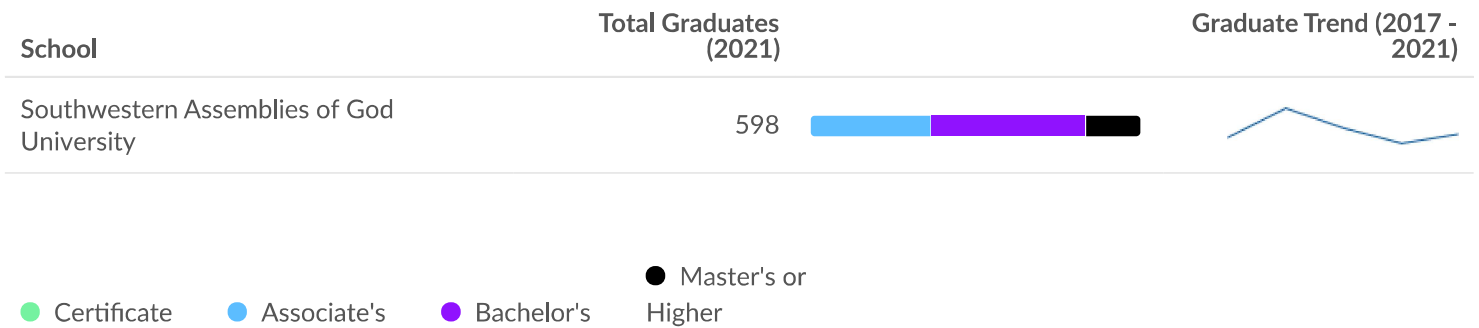


Underemployment



Educational Pipeline

In 2021, there were 598 graduates in Ellis County, TX. This pipeline has grown by 3% over the last 5 years. The highest share of these graduates come from "Bible/Biblical Studies" (Associate's), "Pastoral Counseling and Specialized Ministries, Other" (Bachelor's), and "Business Administration and Management, General" (Associate's).



In-Demand Skills

